

Sufficient calcium in the feed but calcium deficiency related problems?

Related symptoms as:

- **Gilts with leg problems in gestation**

Restricting feed to reduce the fast growth gives an insufficient availability of calcium for bone development. An underdeveloped skeleton is the result.


- **Tripping growers**

The high daily growth combined with low uptake, due to low feed intake and poor gut uptake, result in insufficient calcium availability.

- **Sows and gilts leg problems after lactation**

Mobilising too much calcium from bones to compensate for poor uptake during lactation. The outcome is that sows and gilts have problems getting up after weaning.

Increasing the feed levels of calcium have proven not to be effective. On the contrary it interferes with the phosphorus absorption.

 **The inadequate absorption of calcium is where the problem lies...**



How to use

In water:

Highly watersoluble powder to be used via medication pump or header tank.

In feed:

Can be supplemented into feed.

Use via the drinking water

Growers tripping or lameness in finisher unit

Entry finisher herd or 2 weeks prior to when problems normally occur.

- **Dosage:** 125 g / 1.000 litre water
- **Duration:** 14 days

Sows or gilts with lameness problems after lactation

Start at entry farrowing room.

- **Dosage:** 2 g / sow / day
- **Duration:** whole lactation period

Replacement gilts

Strategic treatments during youth: at 4, 10, 16 and 22 weeks of age.

- **Dosage:** 15 mg / kg bodyweight
- **Duration:** 4 treatments of 2 weeks

In-feed supplementation

250 g / 1.000 kg feed continuously or pulsed depending upon the severity of deficiency.


Packaging

DYNACAL D+ is packed in 1,6 kg resealable doy packs

SOLVING PROBLEMS WITH LOGIC

For more information, please visit us online:

www.nuvan.net



Problems with lameness?

More calcium is not the answer...



www.nuvan.net



DYNACAL D+

A dual approach solution:

Pidolate and vitamin Hy-D® simultaneously.

DYNACAL D+ is a stand alone solution supplementing both critical nutrients.


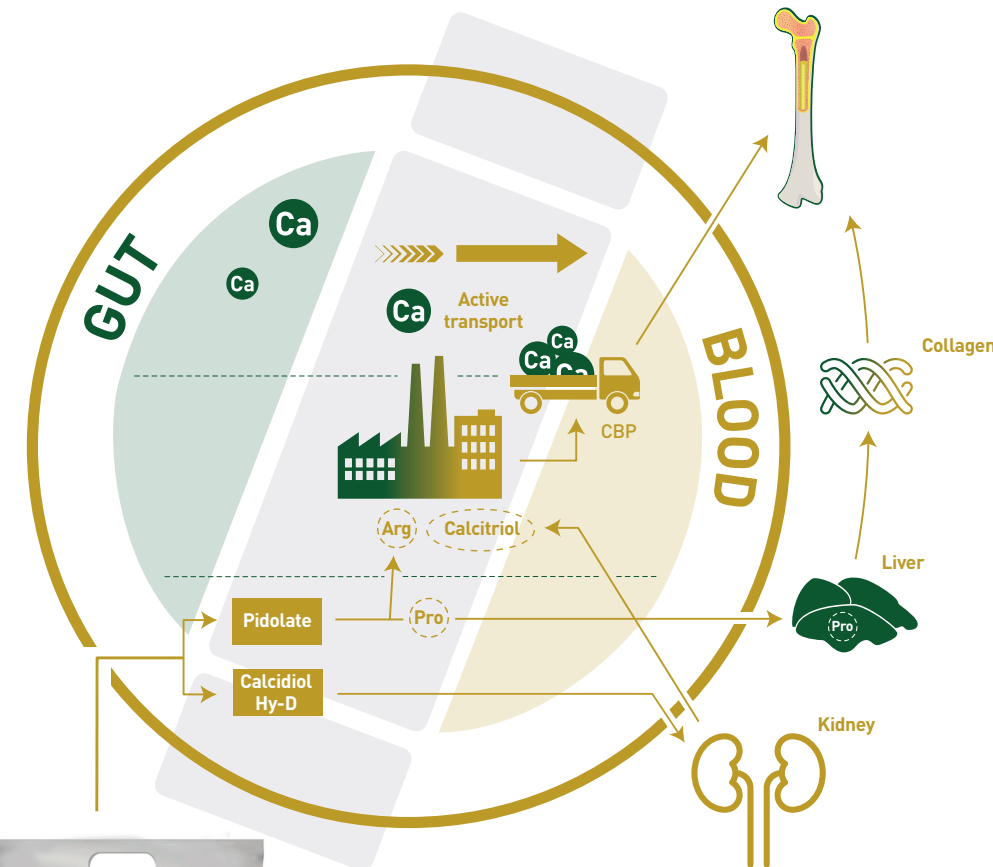
Improving the absorption of calcium. A solution to tripping and lameness of growers and sows. Improving bone quality of gilts.

Two ways calcium passes the gut wall:

- **Passive: paracellular transport**
Both calcium and phosphorus pass in between the enterocytes (see fig) in a gradient manner towards the blood stream.
- **Active: transcellular transport**
A specific protein actively transports the calcium through the enterocytes towards the blood stream; Calcium Binding Protein (CBP).

Not enough CBP reduces this way of increasing the calcium levels in the blood.

- Active vit D (calcitriol) stimulates production of CBP using Arginine (Arg) as building blocks.
- Pidolate is the precursor of Arg.



About pidolate

Besides being the precursor for arginine (CBP) pidolate can alternatively be metabolised into proline (Pro); needed for collagen forming the matrixes of bones.

Offering pidolate has been proven to offer the following benefits:

- 1) Increase calcemia of the sow with 1,6 mg / dl*
- 2) Improve weaning weight of piglets*
- 3) Reduce duration of farrowing with 1 hour*

Proven to improve the quality and accelerating the development of the bone structure.
The result: an increased calcium storage capacity.
Bringing stronger bones.

About Hy-D®

Hy-D® (calcifidiol / 25(OH)D3) provides all-round benefits for health, performance and productivity. Hy-D® is easily absorbed and does not need to be hydroxylated in the liver, thus not limited by poor liver functioning in situations like fatty liver syndrome.

Proven to offer the following benefits:

- 1) Lower incidence of osteochondrosis (humerus; 23,2%, femur; 34,6%)*
- 2) 8% improved selection rate gilts*
- 3) Improved muscle development*

Vitamin D stimulates the absorption of calcium in the gut.

*Data on file